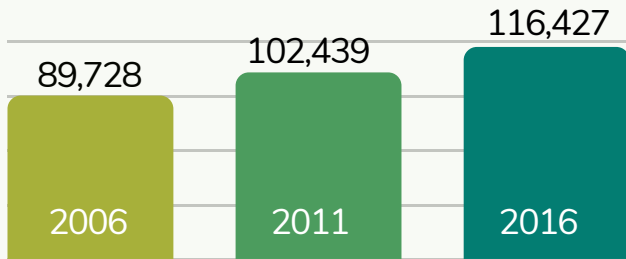


Homelessness in Australia



Council to Homeless Persons, 2018

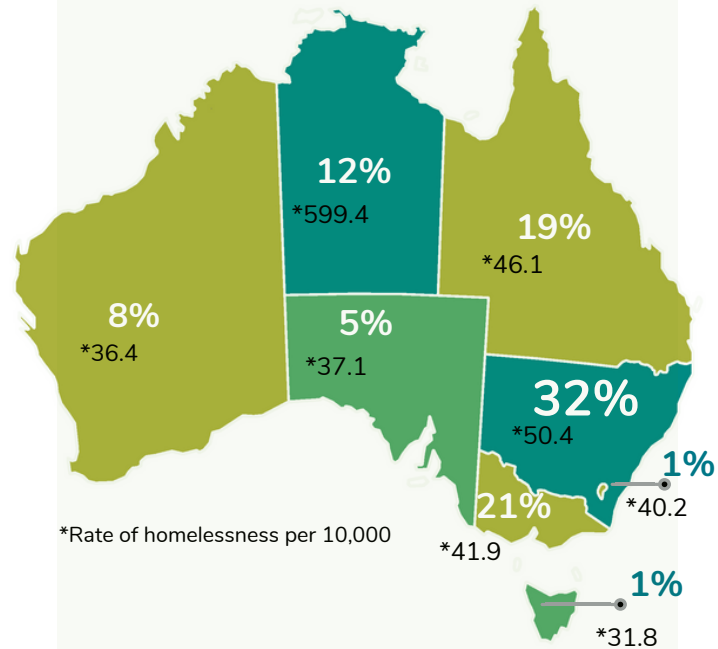
Homelessness in Australia has risen **30% in the past decade**.¹ Every day, **261** people are turned away from homelessness services due to a lack of housing & resources.²



On Census night 2016
116,427

Australians were experiencing homelessness¹

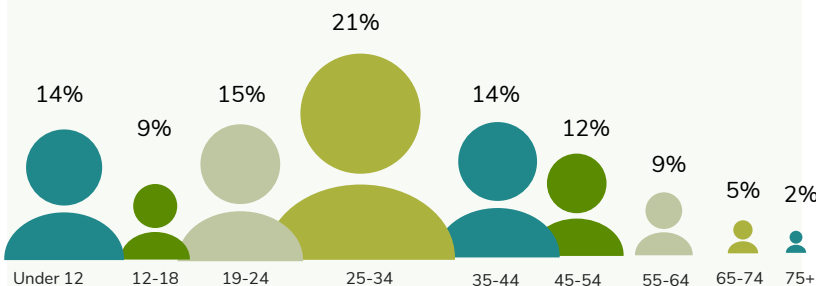
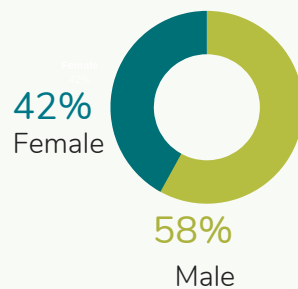
Where are they?¹



The Northern Territory has by far the highest rate of homelessness: **599 per 10,000** people

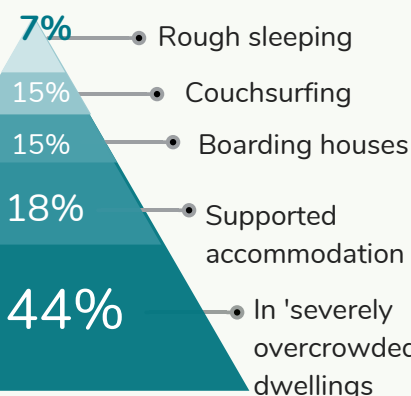
Who are they?¹

- People under 25 make up 37% of Australia's homeless population.
- There has been a 49% increase in people aged 55 and over experiencing homelessness in 10 years



Despite only making up 3.3% of the Australian population, Aboriginal or Torres Strait Islander people represent 22% of the homeless population^{1/4}

Where do they stay?¹



The vast majority of homelessness is hidden from view. People who sleep rough make up only **7%** of the homeless population¹

Why are they experiencing homelessness?³

- 45% Lack of housing
- 26% Escaping family violence
- 12% Money/income issues
- 8% Relationship/family breakdowns
- 3% Mental/physical illness and/or addiction
- 6% Other

References:

1. ABS Census, Estimating Homelessness, 2018
2. AIHW, Specialist Homelessness Services Collection, 2017
3. CHP analysis of AIHW Specialist Homelessness Services Collection, 2017
4. ABS, Census of Population & Housing: Details of Overcount & Undercount, 2016