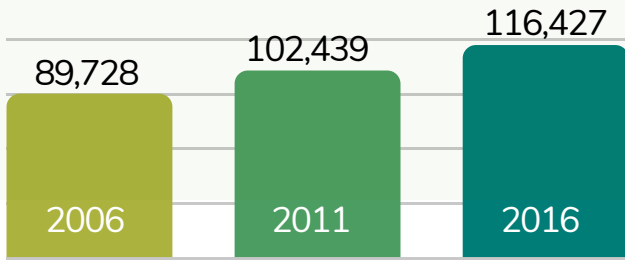


# Homelessness in Australia

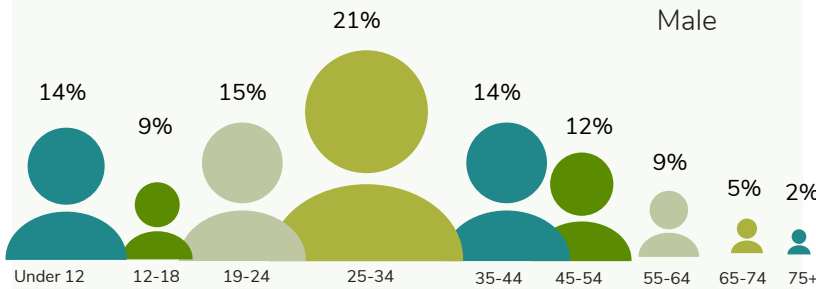
Council to Homeless Persons. Updated September 2018

- Homelessness in Australia has risen 30% in the past decade.<sup>1</sup> Every day, 261 people are turned away from homelessness services due to a lack of housing & resources<sup>2</sup>

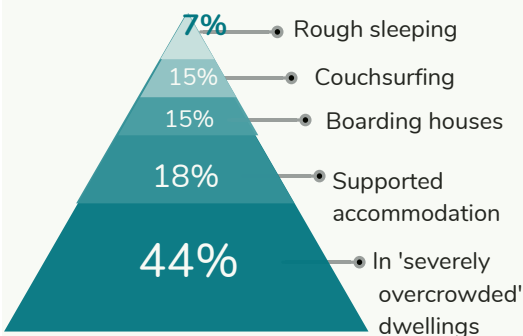


## Who are they?<sup>1</sup>

- People under 25 make up 37% of Australia's homeless population
- There has been a 49% increase in people aged 55 and over experiencing homelessness in 10 years



## Where do they stay?<sup>1</sup>



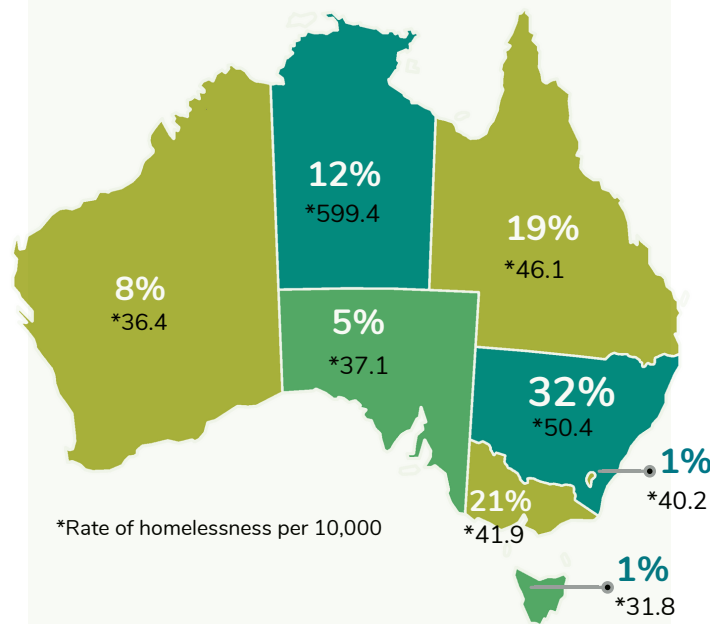
- The vast majority of homelessness is hidden from view.
- People who sleep rough make up only 7% of the homeless population

# 116,427

Australians were experiencing homelessness on Census night in Australia in 2016<sup>1</sup>

- The Census provides a conservative estimate of how many people are experiencing homelessness on a single night. In 2016-17, 288,273 Australians sought assistance from homelessness services<sup>2</sup>

## Where are they?<sup>1</sup>



- The Northern Territory has by far the highest rate of homelessness: 599 per 10,000 people<sup>1</sup>
- Despite only making up 3.3% of the Australian population, Aboriginal or Torres Strait Islander people represent 22% of the homeless population<sup>1/4</sup>

## Why are they experiencing homelessness?<sup>3</sup>

- 45% Lack of housing
- 26% Escaping family violence
- 12% Money/income issues
- 8% Relationship/family breakdowns
- 3% Mental/physical illness and/or addiction
- 6% Other

### References:

1. ABS Census, Estimating Homelessness, 2016, cat no. 2049.0  
 2. AIHW, Specialist Homelessness Services Collection, 2016-2017, cat no. WEB 217  
 3. CHP analysis of AIHW Specialist Homelessness Services Collection, 2016-2017, cat no. WEB 217  
 4. ABS, Census of Population & Housing: Details of Overcount & Undercount, 2016, cat no. 2049.0